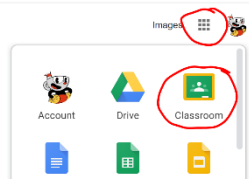


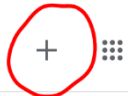
How to Join a Google Classroom

Joining Google Classroom from Google Chrome browser on a computer

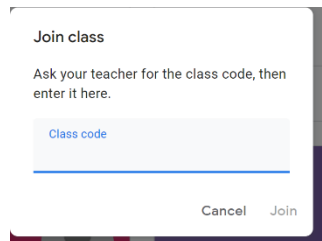
1. Go to google.com and sign in with your lastname-firstname@heightsschools.com account (use your student created password).
2. Select the App Icon at the top right of the browser | Select Classroom



3. Now find and select the + sign from within Google Classroom



4. Enter the class code that was provided by your teacher, select JOIN and you're in!

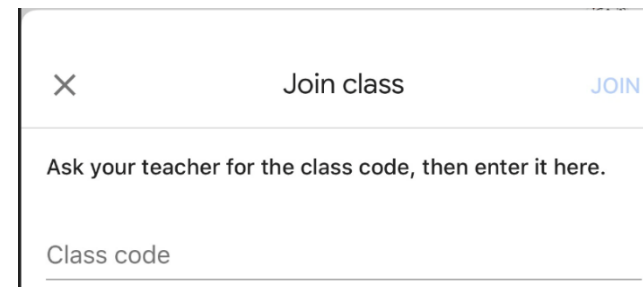


Joining a Google Classroom from the installed app on a phone or tablet

1. Open the app and sign in with your lastname-firstname@heightsschools.com account (use your student created password).
2. Find and tap the + sign from within the Google Classroom app



3. Enter the class code that was provided by your teacher, select JOIN and you're in!



If you have forgotten your password, parents or students may e-mail itstaffheights@gstbores.org for a password reset.